



JCB POWER PRODUCTS | QS GENERATOR RANGE

Power: 50Hz, 20 - 330kVA / 60Hz, 22 - 375kVA



PERFORMANCE AND INNOVATION.

THE G20QS TO G330QS ARE PART OF A COMPREHENSIVE GENERATOR RANGE. AS WITH ALL OF OUR MODELS, THESE MACHINES ARE DESIGNED FOR ULTIMATE PRODUCTIVITY AND EFFICIENCY EVEN IN THE HARSHTEST ENVIRONMENTS.



Efficient performance.

JCB engines provide power for this generator range – that means you can expect superior performance, low fuel consumption, increased efficiency and low noise. It also means you can expect the sort of reliability that's only possible from a unit that's tried and proven in over 500,000 machines around the world.

Mecc Alte alternators are among the most efficient on the market, and all of these generators are fitted with them as standard.

Monitoring and programming performance is easy with the standard-fit Deep Sea Electronics (DSE) 4520 control panel. A large screen and multilingual settings make it a very simple-to-use unit.

Innovative flourishes.

The optional 7310 control panel provides additional functionality and control, while models equipped with the DSE 8610 can be synchronised together for flexible site power.

When it comes to noise, these generators create low noise levels, as low as 62dBA, ideal for any application where noise is critical.

The G20QS to G330QS compact generators are easy to transport and position with a range of optional lift points. There is a choice of four lifting lugs, large fork pockets or a central lift point to enable the generator to be easily moved and placed on site.



Mobile Emissions Regulations.

Depending on the territory, specific emissions legislation applies to generators used in mobile applications. Any generator not permanently installed, for the life of the product, must be considered as mobile equipment and may be subject to emissions legislation requirements. Please consult your local dealer for clarification.

SERVICEABILITY, SAFETY AND DURABILITY.

AT JCB, WE UNDERSTAND THAT OUR GENERATORS ARE FREQUENTLY DEPLOYED ON REMOTE, INHOSPITABLE SITES, AND IN HARSH, UNFORGIVING ENVIRONMENTS. FOR THAT REASON, WE'VE DESIGNED THE G20QS TO G330QS UNITS TO PROVIDE NON-STOP POWER NO MATTER WHERE THEY'RE INSTALLED.



Made to last.

The three-stage engine fuel filter and alternator winding protection protect the engine and alternator from premature wear, even in the harshest environments.

The whole range has been developed and tested to operate in temperatures over 50C° so its no stranger to extreme environments.

To provide ultimate strength and durability in the most extreme conditions, we've fitted a robust, high quality steel canopy incorporating a single piece roof and its all protected by a zinc phosphate and seven-stage paint process, giving a highly durable finish.

Easy servicing.

Large heavy-duty service doors provide excellent access to key areas of your generator and lift off hinges mean you can simply remove the doors for even easier maintenance entry.

Quick and easy maintenance checks can be made as all of the key service points can be located from one side of the machine.

There's internal fuel filling with a locking cap to enhance security, and to make life even easier, there's an on-board fuel gauge too. We've also made the fuel tank easily removable on models without a bundled base for cleaning and servicing, should dirt or poor quality fuel get in the tank.

LIVELINK, KNOWLEDGE IS POWER.

JCB LIVELINK PUTS THE POWER IN YOUR HANDS. REVOLUTIONISE THE WAY YOU MONITOR AND MANAGE YOUR POWER GENERATORS TO MAXIMISE PRODUCTIVITY, DECREASE RUNNING COSTS AND INCREASE EFFICIENCY.

Data and insight – Keep the power on and the productivity high with JCB LiveLink. Real-time information keeps you in complete control to let you monitor and manage your power generators remotely via a PC or Smartphone.



Monitor and manage – The most up-to-date information about how your generators are performing or where they are located allows you to make the right decisions. The more knowledge you have to generate uptime, the better value for money your generator delivers.

Optimised Fleet Management – Whether you have one generator or an entire fleet, JCB LiveLink can provide a powerful reporting tool to deliver higher machine availability, improved fleet control and enhanced machine value, accessed via an online portal.

VALUE ADDED.

JCB'S WORLDWIDE CUSTOMER SUPPORT IS FIRST CLASS. WHATEVER YOU NEED AND WHEREVER YOU ARE, WE'LL BE AVAILABLE QUICKLY AND EFFICIENTLY TO HELP MAKE SURE YOUR MACHINERY IS PERFORMING TO ITS FULL POTENTIAL.






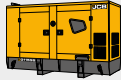







Our Technical Support Service provides instant access to factory expertise, day or night, while our Finance and Insurance teams are always on hand to provide fast, flexible, competitive quotes.

JCB offers comprehensive extended warranties and service agreements, as well as service-only or repair and maintenance contracts. Irrespective of what you opt for, our maintenance teams around the world charge competitive labour rates, and offer non-obligation quotations as well as fast, efficient insurance repair work.

The global network of JCB Parts Centres is another model of efficiency; with 18 regional bases, we can deliver around 95% of all parts anywhere in the world within 24 hours. Our genuine JCB parts are designed to work in perfect harmony with your machine for optimum performance and productivity.

** JCB extended warranty packages may not be available in your region, so please check with your local dealer.*





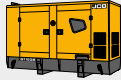



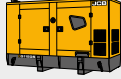



20 – 45 kVA DIESEL GENERATOR RANGE

			PRIME POWER (PRP)	STANDBY POWER (ESP)	PRIME POWER (PRP)	STANDBY POWER (ESP)	DIMENSIONS (mm)			
Model	Type – Open, Canopy, Container	Engine	50Hz 400V (kVA)	50Hz 400V (kVA)	60Hz 480V (kVA)	60Hz 480V (kVA)	Length (mm)	Width (mm)	Height (mm)	Weight including Oil and Coolant (kg)
G20S		JCB Diesel by Kohler	18	20	20	22	1650	650	1200	590
G20QS*		JCB Diesel by Kohler	18	20	20	22	1750	790	1350	800
G27S		JCB Diesel by Kohler	25	27	25	28	1650	650	1250	730
G27QS*		JCB Diesel by Kohler	25	27	25	28	2250	840	1350	1000
G33S		JCB Diesel by Kohler	31	34	-	-	2075	670	1250	780
G33QS		JCB Diesel by Kohler	31	34	-	-	2250	840	1350	1000
G40S		JCB Diesel by Kohler	-	-	34	37	2075	670	1250	780
G40QS		JCB Diesel by Kohler	-	-	34	37	2250	840	1350	1000
G41QS*		JCB Diesel by Kohler	36	39	-	-	2250	840	1350	1000
G45S		JCB Diesel by Kohler	41	45	-	-	2075	670	1270	780
G45QS		JCB Diesel by Kohler	41	45	-	-	2250	840	1350	1000

*Engine optimised to Stage IIIA emissions levels.

Please see product specification sheets for further information.












65 – 140 kVA DIESEL GENERATOR RANGE

Model	Type – Open, Canopy, Container	Engine	PRIME POWER (PRP)		STANDBY POWER (ESP)		DIMENSIONS (mm)			
			50Hz 400V (kVA)	50Hz 400V (kVA)	60Hz 480V (kVA)	60Hz 480V (kVA)	Length (mm)	Width (mm)	Height (mm)	Weight including Oil and Coolant (kg)
G65S		JCB 4-Cylinder	59	65	63	69	2300	1030	1750	1360
G65QS		JCB 4-Cylinder	59	65	63	69	2750	1140	1850	1660
G66QS*		JCB 4-Cylinder	63	69	63	69	2750	1140	1850	1660
G90S		JCB 4-Cylinder	80	88	85	94	2300	1030	1750	1470
G90QS		JCB 4-Cylinder	80	88	85	94	2850	1140	1850	1780
G91QS*		JCB 4-Cylinder	80	88	80	88	2850	1140	1850	1830
G115S		JCB 4-Cylinder	105	116	105	116	2300	1030	1750	1500
G115QS		JCB 4-Cylinder	105	116	105	116	2850	1140	1850	1830
G116QS*		JCB 4-Cylinder	100	110	100	110	2850	1140	1850	1830
G140S		JCB 4-Cylinder	125	138	125	138	2300	1030	1750	1550
G140QS		JCB 4-Cylinder	125	138	125	138	2850	1140	1850	1880
G141QS*		JCB 4-Cylinder	125	137	125	137	2850	1140	1850	1880

*Engine optimised to Stage IIIA emissions levels.


Please see product specification sheets for further information.

165 – 375kVA DIESEL GENERATOR RANGE

			PRIME POWER (PRP)	STANDBY POWER (ESP)	PRIME POWER (PRP)	STANDBY POWER (ESP)	DIMENSIONS (mm)			
Model	Type – Open, Canopy, Container	Engine	50Hz 400V (kVA)	50Hz 400V (kVA)	60Hz 480V (kVA)	60Hz 480V (kVA)	Length (mm)	Width (mm)	Height (mm)	Weight including Oil and Coolant (kg)
G165S		JCB 6-Cylinder	150	165	150	165	2840	1030	1800	2125
G165QS		JCB 6-Cylinder	150	165	150	165	3800	1140	2075	2700
G166QS*		JCB 6-Cylinder	150	165	-	-	3800	1140	2075	2700
G200S		JCB 6-Cylinder	180	200	180	200	2840	1030	1800	2125
G200QS		JCB 6-Cylinder	180	200	180	200	3800	1140	2075	2700
G201QS*		JCB 6-Cylinder	180	200	-	-	3800	1140	2075	2700
G220S		JCB 6-Cylinder	200	220	200	220	2840	1030	1800	2125
G220QS		JCB 6-Cylinder	200	220	200	220	3800	1140	2075	2700
G221QS*		JCB 6-Cylinder	200	220	-	-	3800	1140	2075	2700
G275QS		Cummins 6-Cylinder	250	275	282	313	3900	1400	2340	4350
G330QS		Cummins 6-Cylinder	300	330	344	375	3900	1400	2340	4350

*Engine optimised to Stage IIIA emissions levels.

Please see product specification sheets for further information.



ONE COMPANY, OVER 300 MACHINES.

JCB POWER PRODUCTS QS GENERATOR RANGE

Power: 50Hz, 20 - 330kVA / 60Hz, 22 - 375kVA

Authorized Distributor



R.HANK SUPPLY CO.,LTD
 1035/83-85 Soikrunthep-Nonthaburi 33,
 Krungthep-Nonthaburi Road, Wongsawang,
 Bangsue, Bangkok 10800
 E-mail : customerservice@rhanksupply.com
 Website : www.rhanksupply.co.th
 Tel : 02-910-8754 , 099-782-4932
 @rhanksupply R.Hank Supply

JCB Power Products, Hixon, Staffordshire, United Kingdom ST18 0PF
 Tel: +44 (0)1889 272200 Email: generator.sales@jcb.com
 Download the very latest information on this product range at: www.jcb.com

©2009 JCB Sales. All rights reserved. No part of this publication may be reproduced, stored in a retrieval system, or transmitted in any form or by any other means, electronic, mechanical, photocopying or otherwise, without prior permission from JCB Sales. All references in this publication to operating weights, sizes, capacities and other performance measurements are provided for guidance only and may vary dependant upon the exact specification of machine. They should not therefore be relied upon in relation to suitability for a particular application. Guidance and advice should always be sought from your JCB Dealer. JCB reserves the right to change specifications without notice. Illustrations and specifications shown may include optional equipment and accessories. All images are correct at time of print. The JCB logo is a registered trademark of J C Bamford Excavators Ltd.

